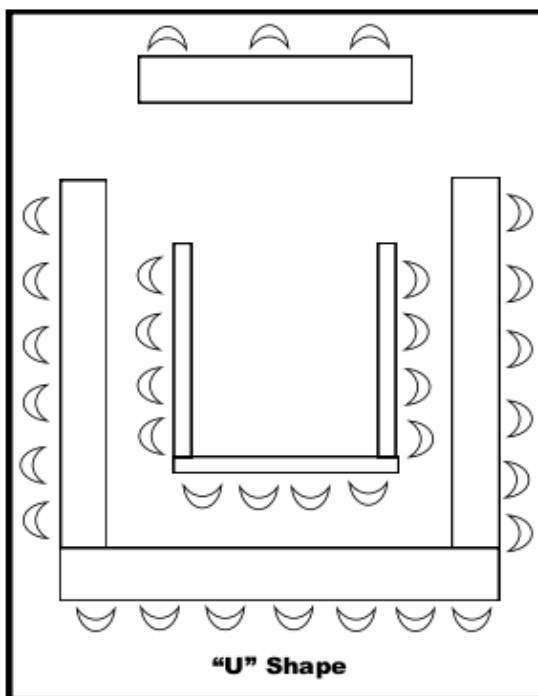


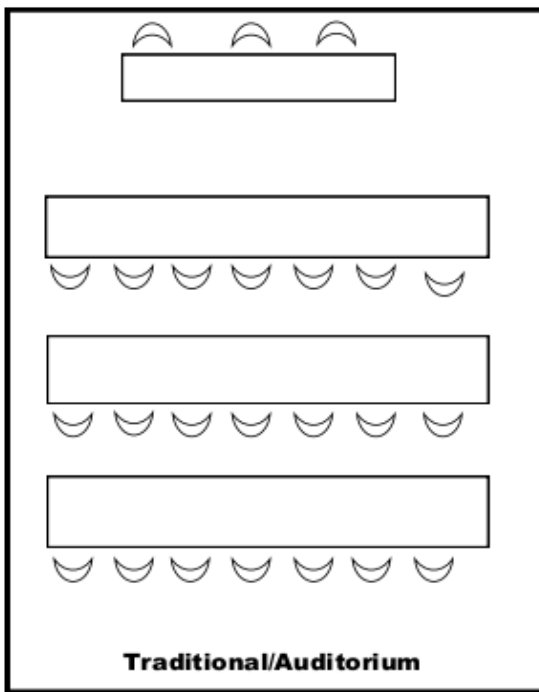


Which layout is best for setting up your learning experience?

Classroom Arrangements



²Traditional Rows or Columns

The rows configuration (also known as the columns configuration) is the most common classroom arrangement. This type of setup complements class structures that revolve around teacher-based instruction and presentations. Students are more focused on coursework and independent assignments. They are also less likely and/or able to cheat with this layout. Though this seating arrangement can be used with any class size, large classes may often see uneven levels of interaction as students in the front row will participate more while those in the back may lose focus.

Horseshoe or U-Shape

This model supports both student-to-student interaction and teacher-to-student interaction. The class interacts in a large group format, though teachers have ample opportunity to work with students one on one. Courses that emphasize discussions and presentations typically function well with this configuration.

Pods

Clustering the desks into small groups promotes student-to-student interaction. Students develop skills such as communication, problem solving, collaboration, and more in this arrangement. These clusters offer safe and comfortable environments for students to share ideas. This comfort, however, also lends itself to off-task behavior and large increase in noise level and distractions.

² From [Effective Classroom Seating Arrangements](#)

Stadium

A variation of the classic row configuration and runway, desks are grouped in clusters but all facing the same direction. This layout is best suited teacher-centric classes.